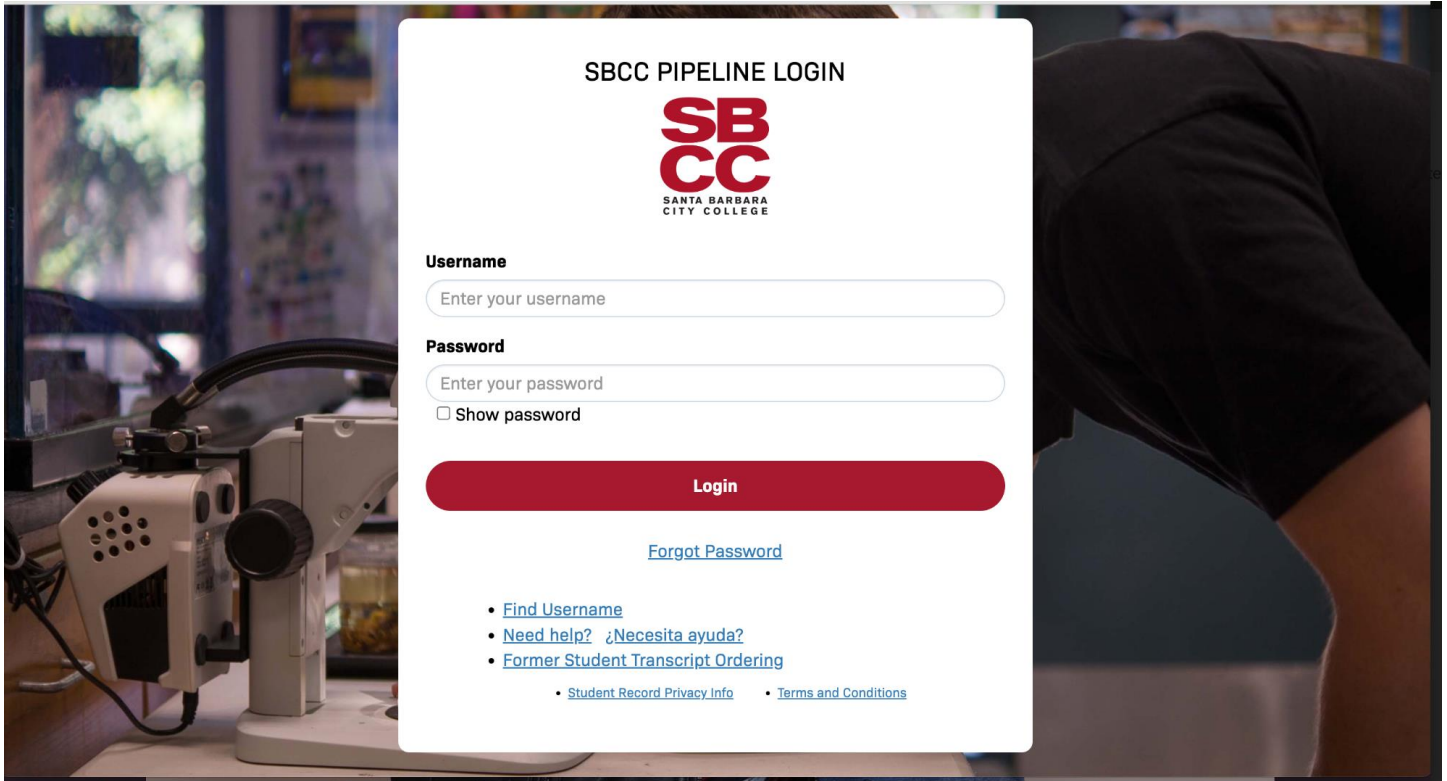


## SBCC Outstanding Requirements Instructions

The Department of Education or the California Student Aid Commission is requiring our office to either verify your FAFSA or CA Dream Act application to clarify conflicting information. Follow these steps to determine what documents you need to provide.

**Log into your student portal account**

<https://my.sbcc.edu/dashboard>



The image shows a login form for SBCC Pipeline Login overlaid on a background image of a person in a lab coat working with a microscope. The form is white with a red header and footer. The header contains the text "SBCC PIPELINE LOGIN" and the SBCC logo (Santa Barbara City College). The form has two input fields: "Username" and "Password". The "Password" field has a "Show password" checkbox. Below the input fields is a red "Login" button. Below the button is a "Forgot Password" link. At the bottom of the form are three links: "Find Username", "Need help? ¿Necesita ayuda?", and "Former Student Transcript Ordering". At the very bottom are two links: "Student Record Privacy Info" and "Terms and Conditions".

**SBCC PIPELINE LOGIN**

**SBCC**  
SANTA BARBARA  
CITY COLLEGE

**Username**

Enter your username

**Password**

Enter your password

Show password

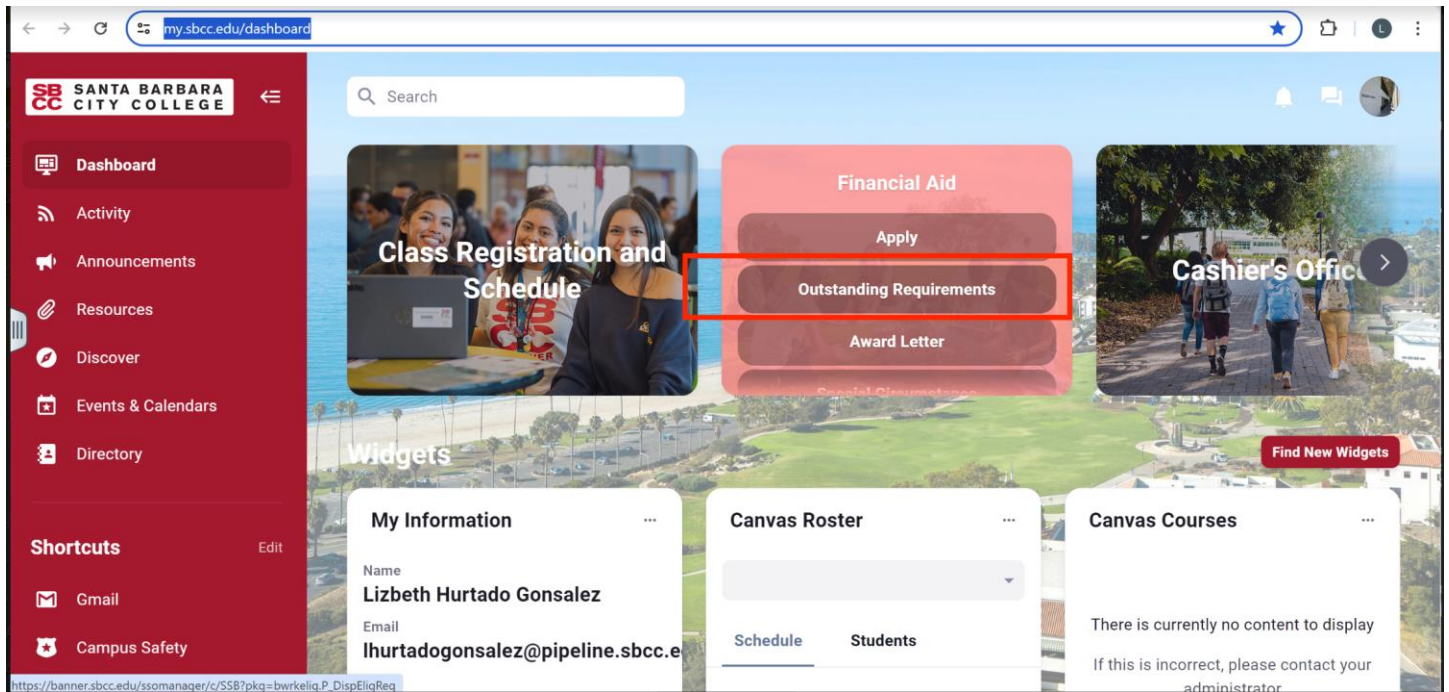
**Login**

[Forgot Password](#)

- [Find Username](#)
- [Need help? ¿Necesita ayuda?](#)
- [Former Student Transcript Ordering](#)

- [Student Record Privacy Info](#)
- [Terms and Conditions](#)

Hover over 'Financial Aid' and click on 'Outstanding Requirements'



Select the correct "Aid Year" and click "Submit"

Personal Information Student Employee

Search  Go [RETURN TO MENU](#) [SITE MAP](#) [HELP](#) [RETURN TO PIPELINE](#) [EXIT](#)

### Aid Year

Some financial aid information is determined by Aid Year (the academic year for which you are receiving financial aid).

Select Aid Year

RELEASE: 8.21.1

At the Student Requirements for Aid Year page, under “Unsatisfied Requirements”, you will find the listed documentation requested by our office.

Personal Information Student Employee

Search  Go


RETURN TO MENU SITE MAP HELP RETURN TO PIPELINE EXIT

### Eligibility Requirements for 2017-2018 Aid Year

Student Requirements Holds Academic Progress

**Unsatisfied Requirements**

Requirement	Status	As of Date	Fund Term
<a href="#">Dependent Standard Verification Worksheet 2017-2018</a> DEPENDENT STANDARD VERIFICATION - Your FAFSA has been selected for verification. Please complete the Dependent Standard Verification Worksheet online. Answer all the questions that apply to your situation. Print, sign and submit the completed form to the Financial Aid Office.	Requested	Nov 07, 2017	
<a href="#">Parent's 2015 IRS Tax Return</a> PARENT 2015 IRS TAX INFORMATION - Please provide a photocopy of your parent's 2015 IRS Federal Tax Return Transcript. Available at <a href="http://www.IRS.gov">www.IRS.gov</a> , then click on the link "Get a transcript", or call 1-800-908-9946. You may also provide a photocopy of your parent's 2015 IRS Form 1040, 1040A or 1040EZ.	Requested	Nov 07, 2017	
<a href="#">Parent(s) W-2 for 2015</a> Parent(s) 2015 W-2 - Please provide copies of all your parent's 2015 W-2's.	Requested	Nov 07, 2017	
<a href="#">Student W-2 for 2015</a> STUDENT 2015 W-2 - Please provide copies of all your 2015 W-2's.	Requested	Nov 07, 2017	
<a href="#">Student's 2015 IRS Tax Return</a> STUDENT 2015 IRS TAX INFORMATION - Please provide a photocopy of your 2015 IRS Federal Tax Return Transcript. Available at <a href="http://www.IRS.gov">www.IRS.gov</a> , then click on the link "Get a transcript", or call 1-800-908-9946. You may also provide a photocopy of your 2015 IRS Form 1040, 1040A or 1040EZ.	Requested	Nov 07, 2017	

 The Requirements link enables you to download the form necessary to complete the specific requirement or transfers you to another page to satisfy the requirement.

Right click on the link for the requested forms and select “Open in New Window”. This will open a window with a PDF document to download and print. For additional information regarding the requirement, click on the icon under Instructions.